
















ASU
 desert **FINANCIAL** / **S**
ARENA

Men's Basketball Seating Map

-  Floor Sideline A
-  Floor Sideline B
-  Floor Baseline A
-  Floor Baseline B
-  Arena Level Center, Row A
-  Arena Level Center
-  Arena Level Premium, Row A
-  Arena Level Premium
-  Arena Level Corner, Row A
-  Arena Level Corner
-  Lower Level Center
-  Lower Level Corner
-  Lower Level End
-  Upper Level Sides
-  Upper Level Corners
-  Value

